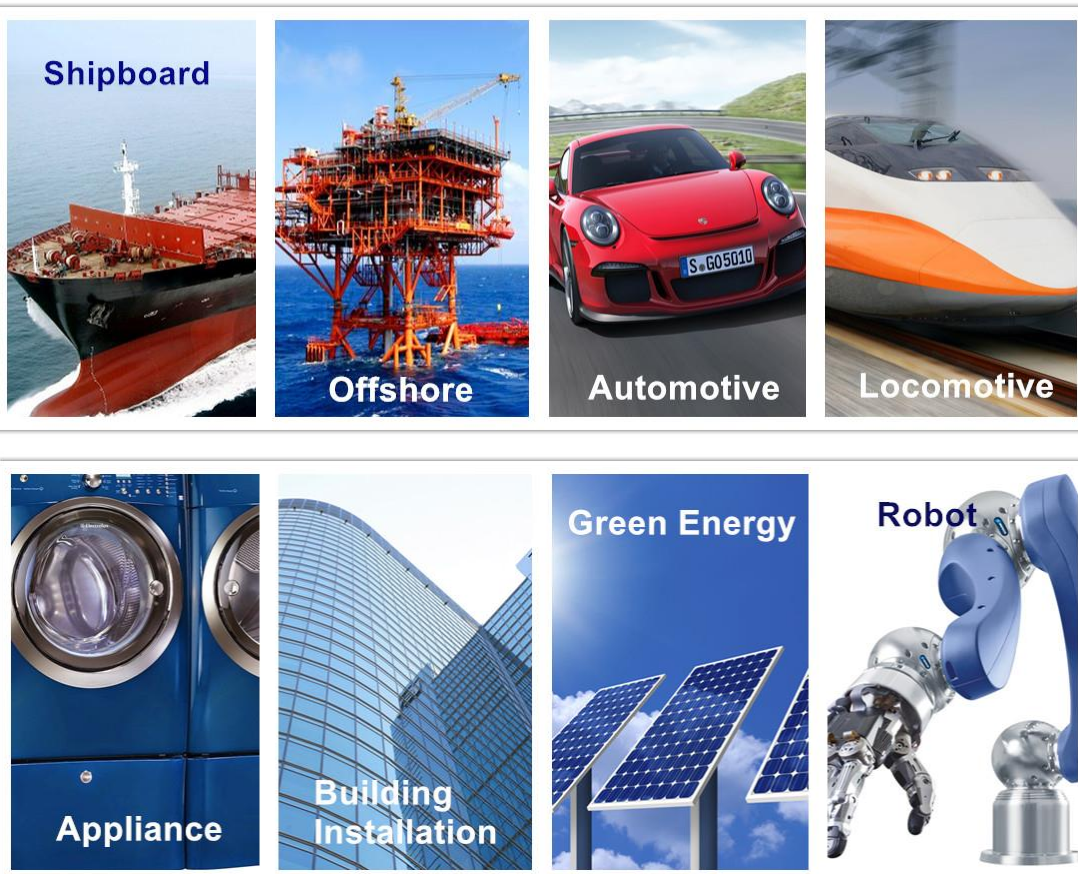




电线电缆改性材料

绝缘, 护套和隔层改性材料






美嘉是一家在电线电缆行业领先的聚合物改性材料制造商。我们在这个行业为客户广泛的材料应用，设计专门配方。我们现代化的生产线和实验设施使我们能够为世界各地的客户提供标准化或定制的聚合物改性产品。

我们有

- 十五年的行业经验
- 现代化和高效的生产设备
- 可靠的送货时间
- 灵活的物流系统
- 新产品研发和建议

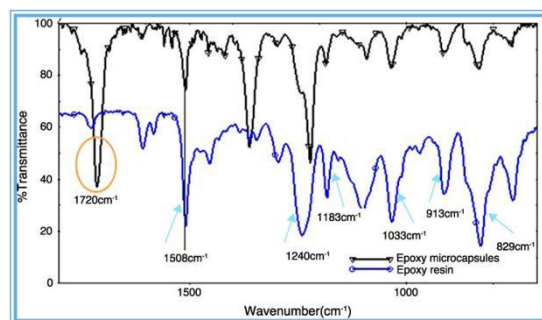


认证

- ISO 9001:2008 | 质量管理
- ISO 14001:2009 | 环境管理
- ISO 180001:2007 | 职业健康及安全
- ISO/TS 16949:2009 | 质量管理

灵活性

我们经验丰富的团队对客户服务灵活而且快速响应。您可以依靠我们的支持，来满足不断变化的市场条件，比如客户需求突然变化，客户增加的新技术要求，以及客户紧急的快速交货，



以客户为导向的解决方案和经验

凭借超过 15 年的经验，我们将是您寻找解决方案的正确合作伙伴，满足您对材料的特定需求和规范要求。

质量

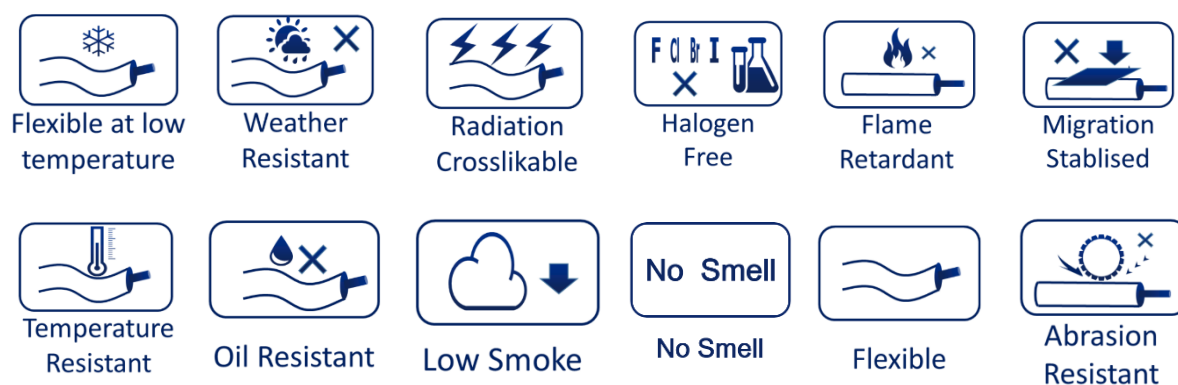
我们以质量为导向的团队，将为您的产品制造性能优越的电缆聚合物材料，并确保聚合物改性材料的批次的一致性。我们将能满足许多国家工业，安全和环保标准，并确保聚合物改性材料具有稳定的质量。



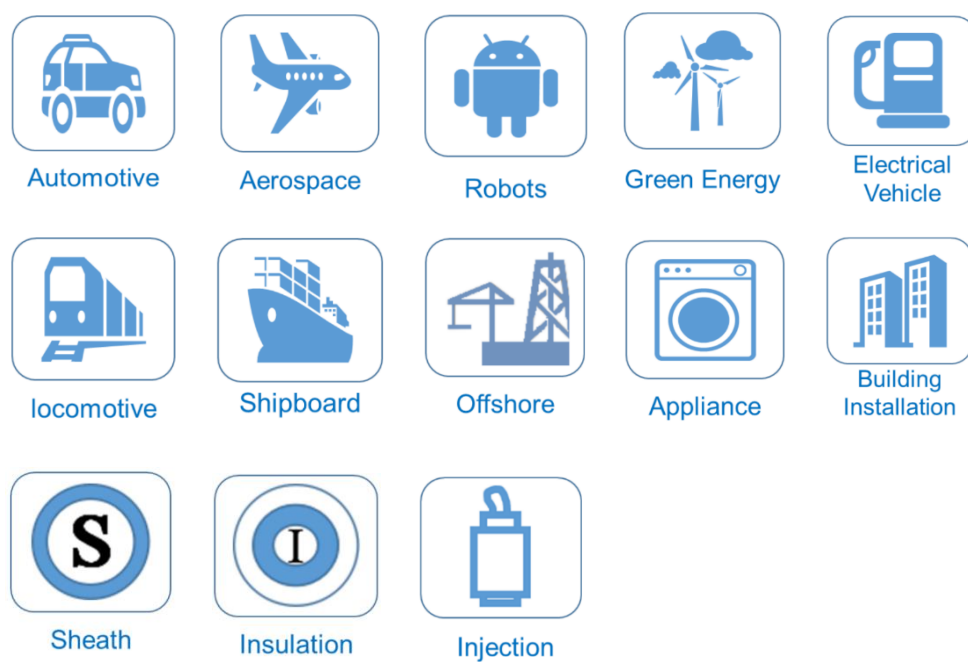
● 美嘉的改性材料类别



● 美嘉绝缘和护套材料的特点




























































● 材料的应用



PVC

软质 PVC
绝缘和护套材料































































| Mega Code | Operating Temperature [°C] | Shore Hardness | Tensile strength [Mpa] | Elongation at break [%] | LOI [%] | Density [g/cm³] | 20°C volume resistivity $\geq \Omega \cdot M$ | Common Basic Features | Standard | Applications |
|-----------|----------------------------|----------------|------------------------|-------------------------|---------|-----------------|---|---|-----------|---|
| | | | | | | | | Special Features | | |
| MGH-701 | -30/70 | - | 15 | 180 | - | - | 1.0×10^8 |       | GB/T 8815 |   |
| MGH-702 | -30/70 | - | 12.5 | 200 | - | - | 1.0×10^8 |   | GB/T 8815 |   |
| MGH-703 | -20/70 | - | 15 | 180 | 30 | - | 1.0×10^8 |   | GB/T 8815 |   |
| HI-90 | -20/90 | - | 16 | 180 | - | - | 1.0×10^9 |   | GB/T 8815 |   |
| HII-90 | -30/90 | - | 16 | 180 | - | - | 1.0×10^9 |    | GB/T 8815 |   |
| MJ-701 | -20/70 | - | 15 | 150 | - | - | 1.0×10^{12} |   | GB/T 8815 |   |
| MJ-702 | -20/70 | - | 15 | 180 | - | - | 1.0×10^{12} |   | GB/T 8815 |   |
| MJ-703 | -20/70 | - | 16 | 150 | 30 | - | 1.0×10^{12} |   | GB/T 8815 |   |
| MJ-901 | -20/90 | - | 16 | 150 | - | - | 1.0×10^{12} |  | GB/T 8815 |   |
| MJ-902 | -20/90 | - | 16 | 150 | 30 | - | 1.0×10^{12} |   | GB/T 8815 |   |
| MULH-60 | -20/60 | - | 12.5 | 150 | - | - | 1.0×10^9 |  | UL 2556 |   |
| MULH-80 | -20/80 | - | 12.5 | 150 | - | - | 1.0×10^9 |  | UL 2556 |   |
| MULH-90 | -20/90 | - | 12.5 | 150 | - | - | 1.0×10^9 |  | UL 2556 |   |
| MULH-105 | -20/105 | - | 12.5 | 150 | - | - | 1.0×10^9 |   | UL 2556 |   |



MEGA
Polymer Compounder

PVC

软质 PVC
绝缘和护套材料










































| Mega Code | Operating Temperature [°C] | Shore Hardness | Tensile strength [Mpa] | Elongation at break [%] | LOI [%] | Density [g/cm³] | 20°C volume resistivity $\geq \Omega \cdot M$ | Common Basic Features | Standard | Applications |
|------------|----------------------------|----------------|------------------------|-------------------------|---------|-----------------|---|--|----------|---|
| | | | | | | | | Special Features | | |
| MULJ-60 | -10/60 | - | 15 | 150 | - | - | - |     | UL 2556 |   |
| MULJ-80 | -20/80 | - | 15 | 150 | - | - | 1.0×10^{11} |  | UL 2556 |   |
| MULJ-90 | -20/90 | - | 15 | 150 | - | - | 1.0×10^{11} |  | UL 2556 |   |
| MULJ-105 | -40/105 | - | 15 | 150 | - | - | 1.0×10^{11} |   | UL 2556 |   |
| MZSIN60 | -20/60 | - | 12.5 | 150 | - | - | 1.0×10^9 |   | UL 2556 |   |
| MZSIN80 | -20/80 | - | 12.5 | 150 | - | - | 1.0×10^9 |   | UL 2556 |   |
| MZSIN90 | -20/90 | - | 12.5 | 150 | - | - | 1.0×10^9 |   | UL 2556 |   |
| MZSIN105 | -40/105 | - | 12.5 | 150 | - | - | 1.0×10^9 |   | UL 2556 |   |
| MG-62-002H | -40/105 | - | 12.5 | 180 | - | - | 1.0×10^{11} |     | UL 62 |    |
| MG-62-001J | -40/105 | - | 12.5 | 150 | - | - | 1.0×10^{12} |     | UL 62 |    |
| M910001 | -20/75 | - | 15 | 180 | - | - | 1.0×10^{11} |   | UL 444 |   |
| M920011 | -20/75 | - | 15 | 180 | - | - | 1.0×10^{11} |   | UL 444 |   |
| M930013 | -20/75 | - | 15 | 180 | - | - | 1.0×10^{11} |   | UL 444 |   |
| M960001 | -20/75 | - | 15 | 180 | - | - | 1.0×10^{12} |   | UL 444 |   |



MEGA
Polymer Compounder

PVC

软质 PVC
绝缘和护套材料




























































| Mega Code | Operating Temperature [°C] | Shore Hardness | Tensile strength [Mpa] | Elongation at break [%] | LOI [%] | Density [g/cm ³] | 20°C volume resistivity ≥ Ω.M | Common Basic Features | Standard | Applications |
|-----------|----------------------------|----------------|------------------------|-------------------------|---------|------------------------------|-------------------------------|--|------------------------------|---|
| | | | | | | | | Special Features | | |
| MVH-801 | -15/80 | - | 12.5 | 150 | - | - | 1.0*10 ⁸ |     | EN 50525 |   |
| MVH-802 | -15/80 | - | 12.5 | 150 | - | - | 1.0*10 ⁸ | | EN 50525 |   |
| MVH-803 | -15/80 | - | 12.5 | 150 | - | - | 1.0*10 ⁸ |  | EN 50525 |   |
| MVH-804 | -15/80 | - | 12.5 | 150 | - | - | 1.0*10 ⁹ |  | EN 50525 |   |
| MVH-805 | -15/80 | - | 12.5 | 150 | - | - | 1.0*10 ⁹ |  | EN 50525 |   |
| MVJ-TI1 | -15/80 | - | 15 | 150 | - | - | 1.0*10 ¹¹ | | EN 50525 |   |
| MVJ-TI2 | -20/80 | - | 15 | 150 | - | - | 1.0*10 ¹¹ | | EN 50525 |   |
| MVJ-TI3 | -15/80 | - | 15 | 150 | - | - | 1.0*10 ¹² |  | EN 50525 |   |
| MVJ-TI4 | -40/80 | - | 15 | 150 | - | - | 1.0*10 ¹¹ |  | EN 50525 |   |
| MVJ-TI5 | -30/80 | - | 15 | 150 | - | - | 1.0*10 ¹¹ |  | EN 50525 |   |
| 5V-H90 | -20/90 | - | 12.5 | 150 | - | - | - | | AS/NZS 3808 |   |
| V-J90 | -20/90 | - | 12.5 | 150 | - | - | 4.0*10 ¹⁰ | | AS/NZS 3808 |   |
| MB-3X | -40/90 | - | 13.8 | 150 | - | - | 3.0*10 ⁹ |  | UL 2556 UL 444 UL 1581 |   |
| MBV-3X | -40/70 | - | 13.8 | 150 | - | - | 4.0*10 ⁹ |   | UL 2556 UL 444 UL 1581 |   |



MEGA
Polymer Compounder

PVC

软质 PVC
绝缘和护套材料











































| Mega Code | Operating Temperature [°C] | Shore Hardness | Tensile strength [Mpa] | Elongation at break [%] | LOI [%] | Density [g/cm ³] | 20°C volume resistivity $\geq \Omega \cdot \text{M}$ | Common Basic Features | Standard | Applications |
|-----------|----------------------------|----------------|------------------------|-------------------------|---------|------------------------------|--|---|----------|---|
| | | | | | | | | Special Features | | |
| MSR-70 | -10/60 | - | 18 | 150 | - | - | 1.0×10^{12} |        | UL 1581 |   |
| MSR-801 | -10/80 | - | 18 | 150 | - | - | 1.0×10^{12} |    | UL 1581 |   |
| MSR-802 | -10/80 | - | 30 | 150 | - | - | 1.0×10^{12} |    | UL 1581 |   |
| MSR-105 | -10/105 | - | 24 | 150 | - | - | 1.0×10^{12} |   | UL 1581 |   |
| MGT-J701 | -30/70 | - | 12.5 | 300 | - | - | 1.0×10^8 |  | GBT 5023 |   |
| MGT-H702 | -40/70 | - | 12.5 | 300 | - | - | 1.0×10^8 |  | GBT 5023 |   |
| MGZT-H503 | -40/70 | - | 12.5 | 300 | - | - | 1.0×10^8 |   | GBT 5023 |   |
| MGTH-090 | -40/90 | - | 12.5 | 300 | - | - | 1.0×10^8 |  | GBT 5023 |   |
| MGTH-105 | -40/105 | - | 12.5 | 300 | - | - | 1.0×10^8 |   | GBT 5023 |   |
| MJ-9001C | -15/105 | - | 16 | 150 | - | - | 1.0×10^8 |   | UL 1581 |   |
| MH-9002C | -20/105 | - | 15 | 180 | - | - | 1.0×10^8 |  | UL 1581 |   |
| M820019 | -15/80 | - | 12.5 | 150 | - | - | 1.0×10^8 |  | - |   |
| M820029 | -15/80 | - | 12.5 | 150 | - | - | 1.0×10^8 |   | - |   |
| MJ755R | -20/105 | - | 14.5 | 280 | - | - | - |    | UL 1581 |   |



MEGA
Polymer Compounder

PVC

软质 PVC
绝缘和护套材料











































































| Mega Code | Operating Temperature [°C] | Shore Hardness | Tensile strength [Mpa] | Elongation at break [%] | LOI [%] | Density [g/cm³] | 20°C volume resistivity $\geq \Omega \cdot \text{m}$ | Common Basic Features | Standard | Applications |
|-----------|----------------------------|----------------|------------------------|-------------------------|---------|-----------------|--|--|---|---|
| | | | | | | | | Special Features | | |
| MJ9095 | -40/105 | - | 16 | 180 | - | - | $1.0 \cdot 10^{10}$ |     | <ul style="list-style-type: none"> QCT 730 JASO D611 DIN 72551 |   |
| MJ3095 | -40/80 | - | 16 | 180 | - | - | $1.0 \cdot 10^{10}$ |     | <ul style="list-style-type: none"> QCT 730 JASO D611 DIN 72551 |   |
| MJ9098 | -40/125 | - | 16 | 180 | - | - | $1.0 \cdot 10^{10}$ |     | <ul style="list-style-type: none"> QCT 730 JASO D611 DIN 72551 |   |
| MJ2595 | -40/105 | - | 16 | 150 | - | - | $1.0 \cdot 10^8$ |     | <ul style="list-style-type: none"> QCT 730 JASO D611 DIN 72551 |   |
| MJ7201 | -50/105 | - | 12 | 300 | - | - | $1.0 \cdot 10^9$ |     | <ul style="list-style-type: none"> UL 1581 CQC1103 GBT 5023 |   |
| MJ7501 | -40/105 | - | 16 | 150 | - | - | $1.0 \cdot 10^{11}$ |     | <ul style="list-style-type: none"> UL 1581 CQC1103 GBT 5023 |   |
| MJ8201SH | -40/85 | - | 16 | 150 | - | - | $1.0 \cdot 10^{11}$ |     | <ul style="list-style-type: none"> UL 1581 CQC1103 GBT 5023 |   |



MEGA
Polymer Compounder

LSHF

低烟无卤
绝缘和护套材料
















































































| Mega Code | Operating Temperature [°C] | Shore Hardness | Tensile strength [Mpa] | Elongation at break [%] | LOI [%] | Density [g/cm ³] | Common Basic Features | Standard | Applications |
|--------------|----------------------------|----------------|------------------------|-------------------------|---------|------------------------------|--|------------------------------|---|
| | | | | | | | Special Features | | |
| MG80011 | -40/90 | 47D | 8 | 100 | 45 | 1.55 |     | Bedding |    |
| MG80012 | -40/90 | 47D | 12.5 | 200 | 35 | 1.45 |    | · JB/T 10707 · GB/T 32129 |    |
| MG80012A | -40/90 | 40D | 10 | 170 | 28 | 1.26 |   | Plug |    |
| MG80017-105 | -40/105 | 44D | 13 | 175 | 35 | 1.43 |     | · JB/T 10436 · GB/T 32129 |   |
| MG80017-125 | -40/125 | 44D | 13 | 180 | 34 | 1.44 |    | · JB/T 10436 · GB/T 32129 |   |
| MG80017-150 | -40/150 | 44D | 12.8 | 200 | 34 | 1.43 |    | · JB/T 10436 · GB/T 32129 |   |
| MG80017U-105 | -40/105 | 44D | 13 | 180 | 35 | 1.44 |    | · UL 3385 · UL 3386 |   |
| MG80017U-125 | -40/125 | 42D | 14.6 | 330 | 30 | 1.3 |    | · UL 3326 · UL 3173 |   |
| MG80017U-150 | -40/150 | 46D | 14.5 | 340 | 30 | 1.3 |    | · UL 3321 · UL 3198 |   |
| MG80017-TB | -40/125 | 48D | 12.5 | 200 | 34 | 1.42 |    | · TB/T 1484 |   |
| MG80017-GB | -40/125 | 48D | 11.8 | 190 | 34 | 1.43 |    | · GB/T 12528 |   |
| MG80017-EN | -40/125 | 48D | 12.4 | 180 | 34 | 1.43 |    | · EN 50264 |   |
| MG80017-JC | -40/125 | 48D | 13.6 | 420 | 30 | 1.35 |    | · JIS C 3005 |   |
| MG80017-GE | -40/125 | 48D | 14.2 | 260 | 30 | 1.34 |    | · GE standard |   |



MEGA
Polymer Compounder

LSHF

低烟无卤
绝缘和护套材料


























































| Mega Code | Operating Temperature [°C] | Shore Hardness | Tensile strength [Mpa] | Elongation at break [%] | LOI [%] | Density [g/cm ³] | Common Basic Features | Standard | Applications |
|----------------|----------------------------|----------------|------------------------|-------------------------|---------|------------------------------|--|--|---|
| | | | | | | | Special Features | | |
| MG80027JT-125 | -40/125 | 52D | 12 | 260 | 28 | 1.22 |     | • TUV2PFG 1169 • TUV2PFG 1990 |   |
| MG80027HT-125 | -40/125 | 50D | 12.5 | 220 | 35 | 1.38 |     | • TUV2PFG 1169 • TUV2PFG 1990 |   |
| MG80027JEN-125 | -40/125 | 48D | 12 | 360 | 32 | 1.35 |    | • EN 50618 |   |
| MG80027HEN-125 | -40/125 | 48D | 13 | 240 | 38 | 1.43 |     | • EN 50618 |   |
| MG80027J-125 | -40/125 | 52D | 16 | 360 | 26 | 1 |    | • TUV2PFG 1169 • TUV2PFG 1990 • UL 4703 |   |
| MG80027H-125 | -40/125 | 50D | 12 | 220 | 35 | 1.38 |     | • TUV2PFG 1169 • TUV2PFG 1990 • UL 4703 |   |
| MG80012CH | -40/90 | 47D | 11.5 | 200 | 36 | 1.43 |    | • IEC60092-359 SHF1 |    |
| MG80017CH | -40/125 | 48D | 12 | 180 | 35 | 1.43 |    | • IEC60092-359 SHF2 |    |
| MG80017CJ | -40/125 | 48D | 12 | 180 | 25 | 1.38 |     | • IEC60092-351 |   |
| MG80017S-125 | -40/125 | 35D | 11.5 | 240 | 32 | 1.33 |     | • ISO6722 C • K179 • CQC1122 • GB/T1037 |   |
| MG80017S-150 | -40/150 | 36D | 12 | 220 | 32 | 1.34 |    | • ISO6722 C • K179 • CQC1122 • GB/T1037 |   |
| MG80019S-125 | -40/125 | 36D | 11.5 | 240 | 32 | 1.32 |    | • TUV 2 PFG1908 • CQC 1103 |   |
| MG80018S | -40/105 | 30D | 12 | 450 | 30 | 1.05 |     | • TUV 2 PFG1908 • CQC 1103 |   |
| MG80017QI-125 | -40/125 | 52D | 16 | 300 | 32 | 1.22 |    | • ISO6722 C • GB/T 25085 • QC/T 730 |   |



MEGA
Polymer Compounder

LSHF

低烟无卤
绝缘和护套材料



































































































| Mega Code | Operating Temperature [°C] | Shore Hardness | Tensile strength [Mpa] | Elongation at break [%] | LOI [%] | Density [g/cm ³] | Common Basic Features | Standard | Applications |
|---------------|----------------------------|----------------|------------------------|-------------------------|---------|------------------------------|--|---|---|
| | | | | | | | Special Features | | |
| MG80017QA-125 | -40/125 | 52D | 16 | 250 | 32 | 1.38 |     | • JASO D 611 |   |
| MG80017QE-125 | -40/125 | 52D | 15 | 290 | 30 | 1.25 |    | • SAE J 1128 |   |
| MG80017D-125 | -40/125 | 45D | 14.5 | 285 | 33 | 1.36 |     | • JB/T 6213 |   |
| MG80017D-150 | -40/150 | 45D | 15 | 270 | 33 | 1.37 |     | • JB/T 6213 |   |
| MG80016J | -40/90 | 48D | 11.5 | 200 | 35 | 1.45 |   | • HD 21.14 • IEC 60227 |   |
| MG80016H | -40/90 | 37D | 9.5 | 280 | 33 | 1.4 |     | • HD 21.14 • IEC 60227 |   |
| MG80015 | -40/125 | 47D | 11.5 | 200 | 36 | 1.46 |    | • JB/T 10707 • GB/T 32129 |   |
| MG80013J | -40/90 | 56D | 12.5 | 200 | 32 | 1.42 |   | • JB/T 10707 • GB/T 32129 |   |
| MG80012HFSY | -40/90 | 50D | 11.8 | 185 | 35 | 1.46 |    | • JB/T10707 • GB/T32129 • JB/T10696.9 • JB/T10696.10 |   |
| MG80019 | -40/90 | 55D | 16 | 650 | — | 1.22 |   | • GB/T 15065 |   |
| MG80020 | -40/125 | 54D | 18 | 500 | — | 0.98 |     | • GB/T 15065 |   |



MEGA
Polymer Compounder

TPE

热塑性弹性体
绝缘和护套材料

| Mega Code | Operating Temperature [°C] | Shore Hardness | Tensile strength [Mpa] | Elongation at break [%] | LOI [%] | Density [g/cm ³] | Common Basic Features | Standard | Applications |
|--------------|----------------------------|----------------|------------------------|-------------------------|---------|------------------------------|---|---------------------------------|--|
| | | | | | | | Special Features | | |
| MG80021 | -40/105 | 20-55D | 8 | 300 | 28 | 1.05-1.25 |  Flame Retardant  Flexible at low temperature  Weather Resistant | · UL94 V0 |  Appliance  Injection |
| MG80021-1 | -40/105 | 20-55D | 9 | 340 | 26 | 1.00-1.25 |  Flame Retardant  Flexible at low temperature  Weather Resistant | · UL94 V1 |  Appliance  Injection |
| MG80021-2 | -40/105 | 18-58D | 10 | 380 | 25 | 1.00-1.25 |  Flame Retardant  Flexible at low temperature  Weather Resistant | · UL94 V2 |  Appliance  Injection |
| MG80021-3 | -40/105 | 15-58D | 12 | 450 | - | 0.96-1.15 |  Flexible at low temperature  Weather Resistant  Migration Stabilised | · UL94 HB |  Appliance  Injection |
| MG80022 | -40/105 | 15-58D | 14 | 550 | - | 0.98-1.15 |  Flexible at low temperature  Flexible  Weather Resistant  Abrasion Resistant | · JB/T 10707 |  Appliance  Insulation |
| MG80022-1 | -40/105 | 26-58D | 11 | 370 | 27 | 1.05-1.25 |  Flame Retardant  Flexible  Flexible at low temperature  Weather Resistant | · JB/T 10707 · UL1581 (VW-1) |  Appliance  Electrical Vehicle  Sheath |
| MG80022-2 | -40/105 | 20-58D | 12 | 420 | 25 | 1.05-1.25 |  Flame Retardant  Flexible  Flexible at low temperature | · JB/T 10707 · UL1581 (FT2) |  Appliance  Sheath |
| MG80032 | -40/105 | 15-58D | 13 | 480 | - | 0.98-1.25 |  Flexible  Flexible at low temperature  Abrasion Resistant | · Seals/Materials |  Building Installation  Sheath |
| MG80021-GT | -40/105 | 15-58D | 15 | 550 | - | 0.98-1.25 |  Flexible  Flexible at low temperature | · Molded Soft Plastics |  Injection |
| MG80022-GT | -40/105 | 20-58D | 28 | 630 | - | 0.98-1.25 |  Flexible  Flexible at low temperature | · Molded Soft Plastics |  Injection |
| MG80023 | -40/105 | 25-50D | 31 | 600 | - | 1.1 |  Oil Resistant  Abrasion Resistant | · JB/T 10707 |  Building Installation  Sheath |
| MG80023Z | -40/105 | 30-58D | 18 | 380 | 26 | 1.25 |  Flame Retardant  Oil Resistant  Abrasion Resistant | · JB/T 10707 · UL1581 (VW-1) |  Appliance  Building Installation  Sheath |
| MG80023-125 | -40/125 | 25-58D | 25 | 380 | - | 1.12 |  Oil Resistant  Abrasion Resistant  Radiation Crosslinkable  Temperature Resistant | · GB/T 32129 |  Offshore  Shipboard  Sheath |
| MG80023Z-125 | -40/125 | 30-58D | 13 | 280 | 28 | 1.28 |  Flame Retardant  Oil Resistant  Radiation Crosslinkable  Abrasion Resistant | · GB/T 32129 · UL1581 (VW-1) |  Offshore  Aerospace  Sheath |
| MG80025-125 | -40/125 | 40D | 18 | 420 | 28 | 1.25 |  Flame Retardant  Oil Resistant  Radiation Crosslinkable | · GB/T 32129 · UL1581 (VW-1) |  Appliance  Building Installation  Sheath |
| MG80025D-150 | -40/150 | 43D | 13 | 430 | 29 | 1.22 |  Flame Retardant  Oil Resistant  Radiation Crosslinkable  Weather Resistant | · GB/T 32129 · UL1581 (VW-1) |  Offshore  Shipboard  Sheath |
| MG80026-125 | -40/125 | 40D | 11.5 | 210 | 30 | 1.25 |  Flame Retardant  Flexible  Weather Resistant | · GB/T 32129 · UL1581 (FT2) |  Appliance  Building Installation  Sheath |
| MG80026D-125 | -40/125 | 35D | 14.3 | 350 | 31 | 1.18 |  Flame Retardant  Flexible  Weather Resistant | · GB/T 32129 · UL1581 (VW-1) |  Offshore  Shipboard  Sheath |



MEGA
Polymer Compounder